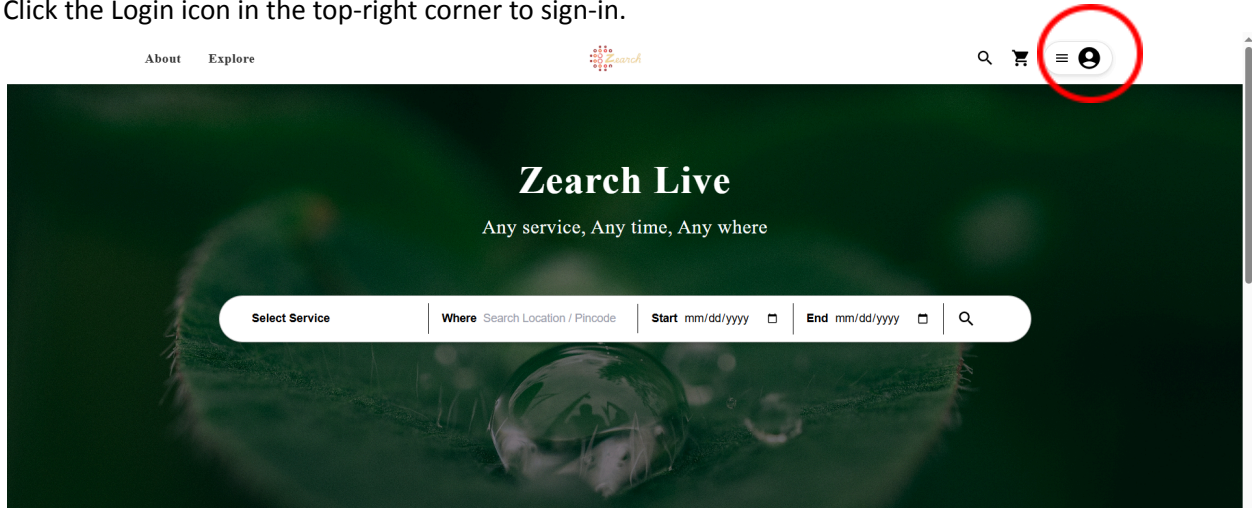
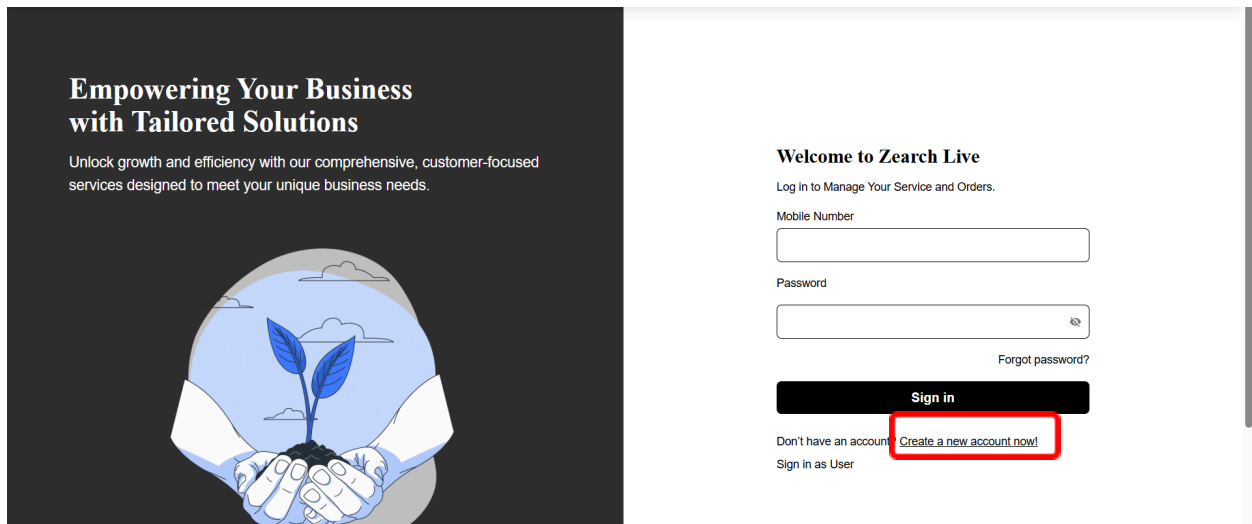


STEPS

1. Open the website using this url <https://zearch.live/>, the home page will open.
2. Click the Login icon in the top-right corner to sign-in.



3. Click on **Sign in as Manager** to log in as manager ,If you don't already have a account, you need to create one.
4. Click on **“Create a new account now!”** below the Sign in button.







5. The **Join Zearch to Explore the Services** screen will appear
 - 5.1 Enter your Mobile Number
 - 5.2 Enter your Account Name
6. Click **Send Verification Code** to proceed
7. On the next screen, enter the **Verification Code** sent to your phone
8. Set up your account details:
 - 8.1 Enter the Verification Code received via SMS
 - 8.2 Create a Password and re-enter it for confirmation
 - 8.3 Enter your Email Address

8.4 Accept the Terms & Conditions by checking the box (only after this, the Continue button will be enabled)

8.5 Click Continue to complete the registration


AboutExplore





Empowering Your Business with Tailored Solutions

Unlock growth and efficiency with our comprehensive, customer-focused services designed to meet your unique business needs.



Join Zigzag Live to explore the Services

Verify your identity

Ensuring your security is our top priority.

An SMS containing a verification code has been sent to phone number. Please enter it below to change your password.

Enter it below to confirm your phone number.

Verification Code

XXXXXXX

If you haven't received a code yet, try resending it. Sometimes it can take up to 10 minutes to receive a verification code. If it's been longer than that, go back to the previous page and try again.

Password

Enter your password below. Ensure it meets the requirements for security.

DDDDDDDD

Re-enter Password

DDDDDDDD

Email

XXXXXXXXXXXXXXXXXXXX@gmail.com

Resend OTP

☒ I have read and agree to the terms of the [Zigzag Mastercard Subscription](#)

Continue